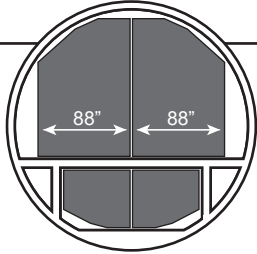




ULD Configurations


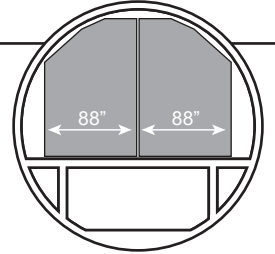
Configuration A

- Eighteen (18) contoured 125"x88" ULDs loaded side by side.
- One (1) 88"x125" ULD which is restricted in height.



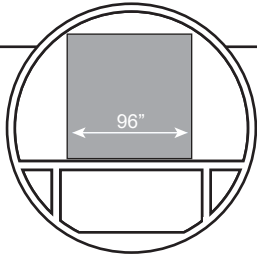
Configuration B

- Twenty (20) contoured 108"x88" ULDs loaded side by side.
- One (1) 88"x108" ULD which is restricted in height.



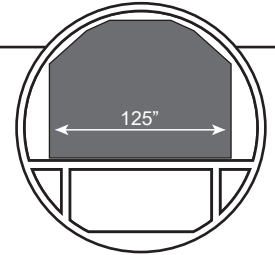
Configuration C

- Nine (9) longitudinal 125"x96" pallets.
- One (1) contoured 88"x125" ULD which is restricted in height.



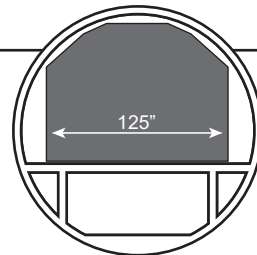
Configuration D

- Thirteen (13) contoured 125"x88" ULDs.



Configuration E

- Twelve (12) contoured 96"x125" ULDs.



Operating Weights

MTW 351,000lbs/159,755kg
 MLW 283,000lbs/128,367kg
 MZFW 266,000lbs/120,643kg

OEW (average) 167,000lbs/75,750kg
 Payload 99,000lbs/44,906kg
 Fuel Capacity 16,700 US Gal